




## Subject: FUJI FCP 6 Feeder Inspection Jig



### The Advantages

- 1) Easy self assembly
- 2) Easy on-screen calibration instead of scope  
( More accurate, more efficient)

### Applicable Models

WC Feeder type  
( for FCP 6 series machine )

### Jig Specifications

- (1) Feed type -Single
- (2) Dimension - 320(W) X 480(L) X 500(H) mm
- (3) Weight - 27kg
- (4) Power -AC 110/230V

